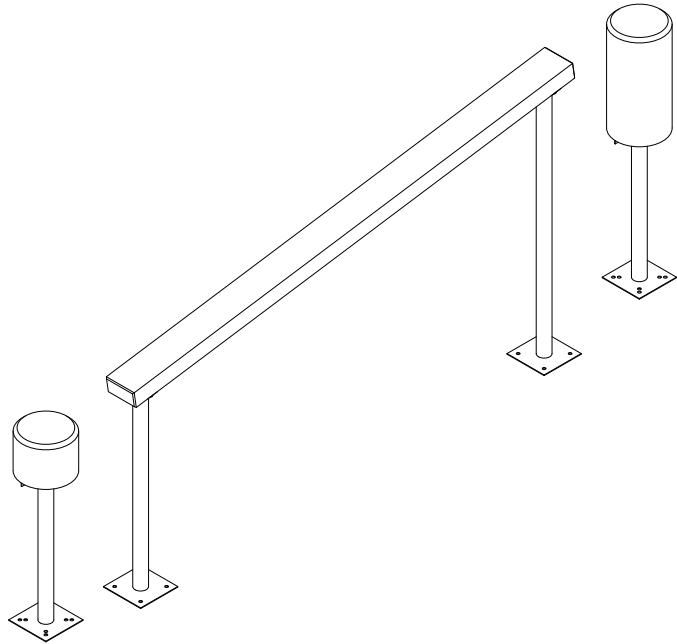


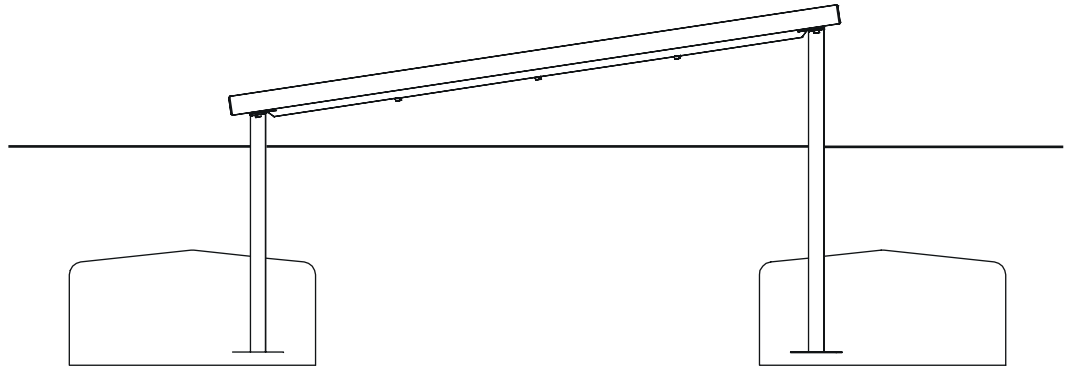
HAGS[®]

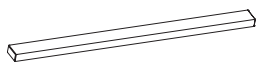

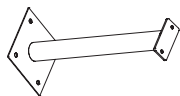

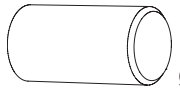
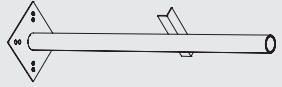
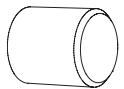
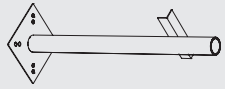

NRG Klondike Single

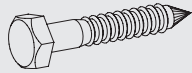
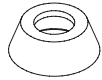
MA78601028

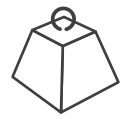
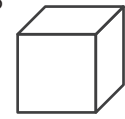






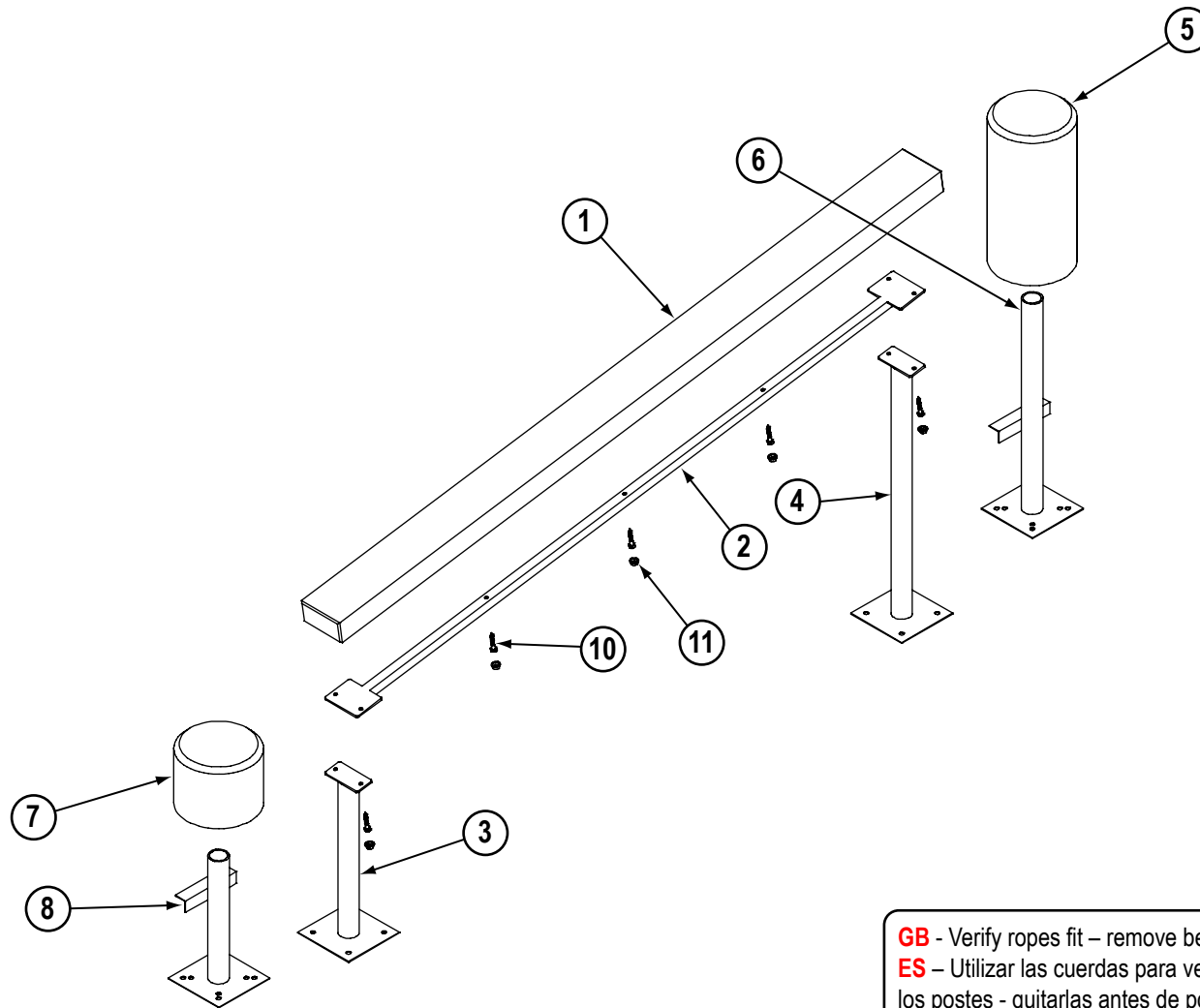
CC & BM




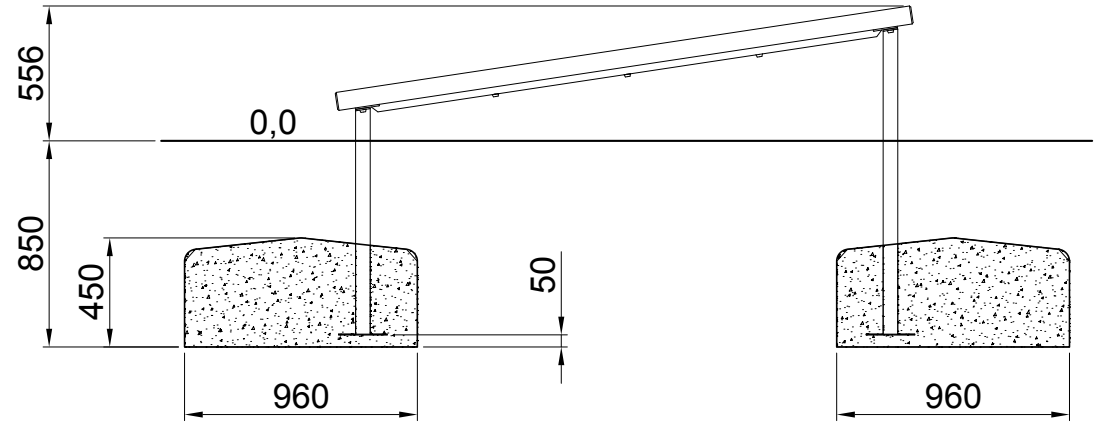
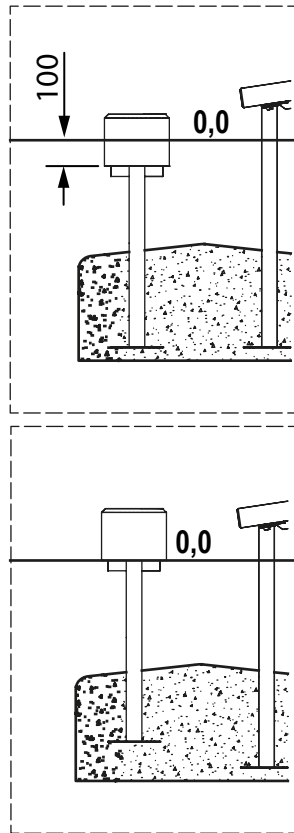
1	78804006	 2400 x 150 x 75mm	x1	8Kg
2	78803004	 2260 x 130 x 30mm	x1	1kg
3	78803034	 935 x 200 x 200mm	x1	7.4kg
4	78803035	 1265 x 200 x 200mm	x1	9.8Kg
5	RYBL500	 Ø250 x 500mm	x1	23.2Kg
6	803705	 1120 X 200 x 200mm	x1	8.84Kg
7	RYBL200	 Ø250 200mm	x1	9.33Kg
8	803702	 820 X 200 x 200mm	x1	6.8Kg
9	RYADHBK	 ADHESIVE ARO-SEAL 1132 www.thenamethatsticks.com/products/?qt=Sealant	x1	

10	10211060	 Ø10 x 70mm	x7	0.05kg
11	10301002	 Ø27 x Ø20 x 10mm	x7	0.01Kg

S12  kg 71	S15  L x W x H (m) 3.45 x 0.25 x 0.55	S13  m ³ 0.48	S14  m ² 10 x 10
S6  EN1176 0.6m	S20  2 x 5		



GB - Verify ropes fit – remove before concreting
ES – Utilizar las cuerdas para verificar la distancia entre los postes - quitarlas antes de poner el hormigón
FR – Utiliser les cordes pour vérifier la distance entre les poteaux - les retirer avant bétonnage
DE – Überprüfen Sie, dass die Seile passen - vor der Betonierung
IT – Usare le corde come distanziali – rimuoverle prima di cementare i pali
SE – Kontrollera att de linorna passa - flyttas innan betongarbete



S25

S2 (50mm)
≥C20-25

 7 x 24h

101

S13

m³
0.48

