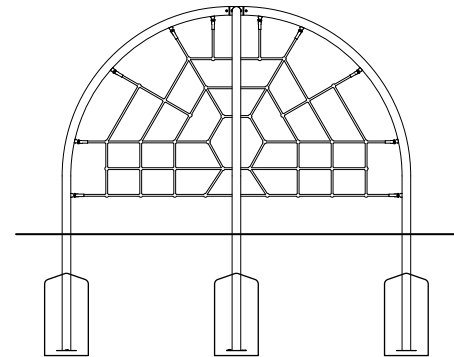
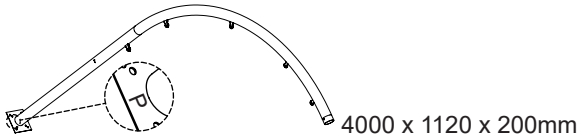
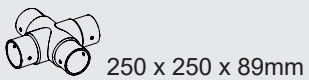
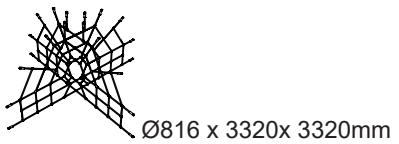



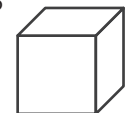




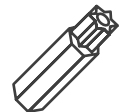
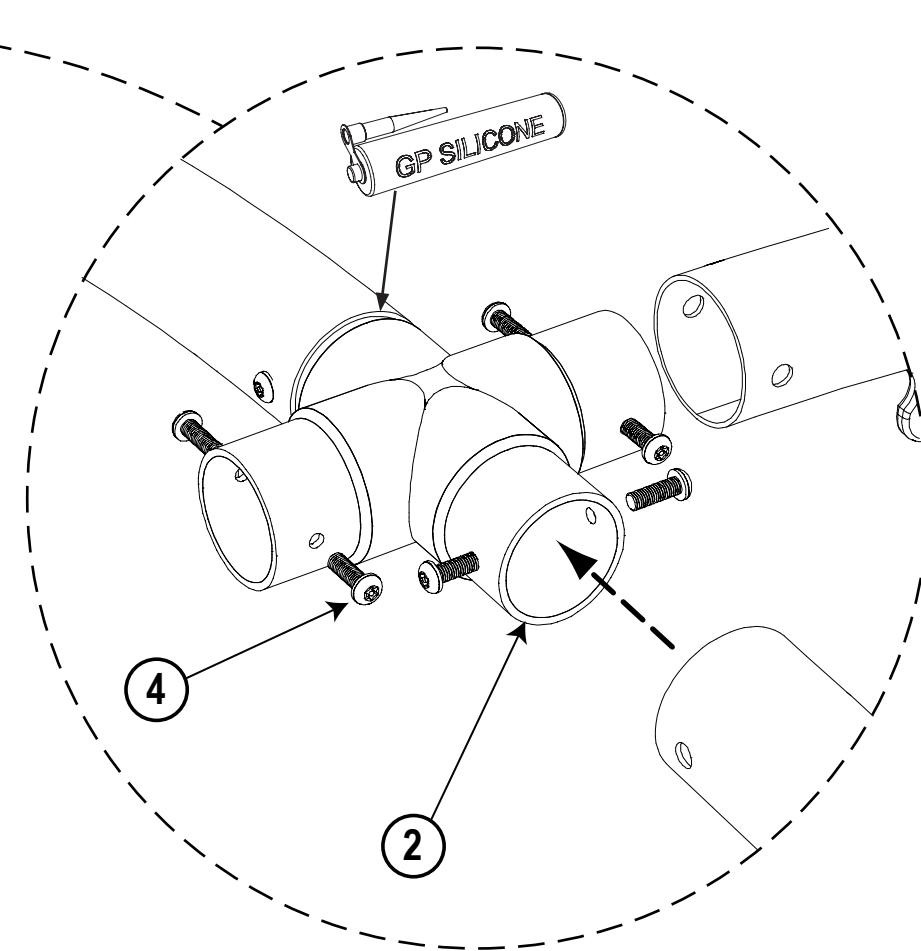
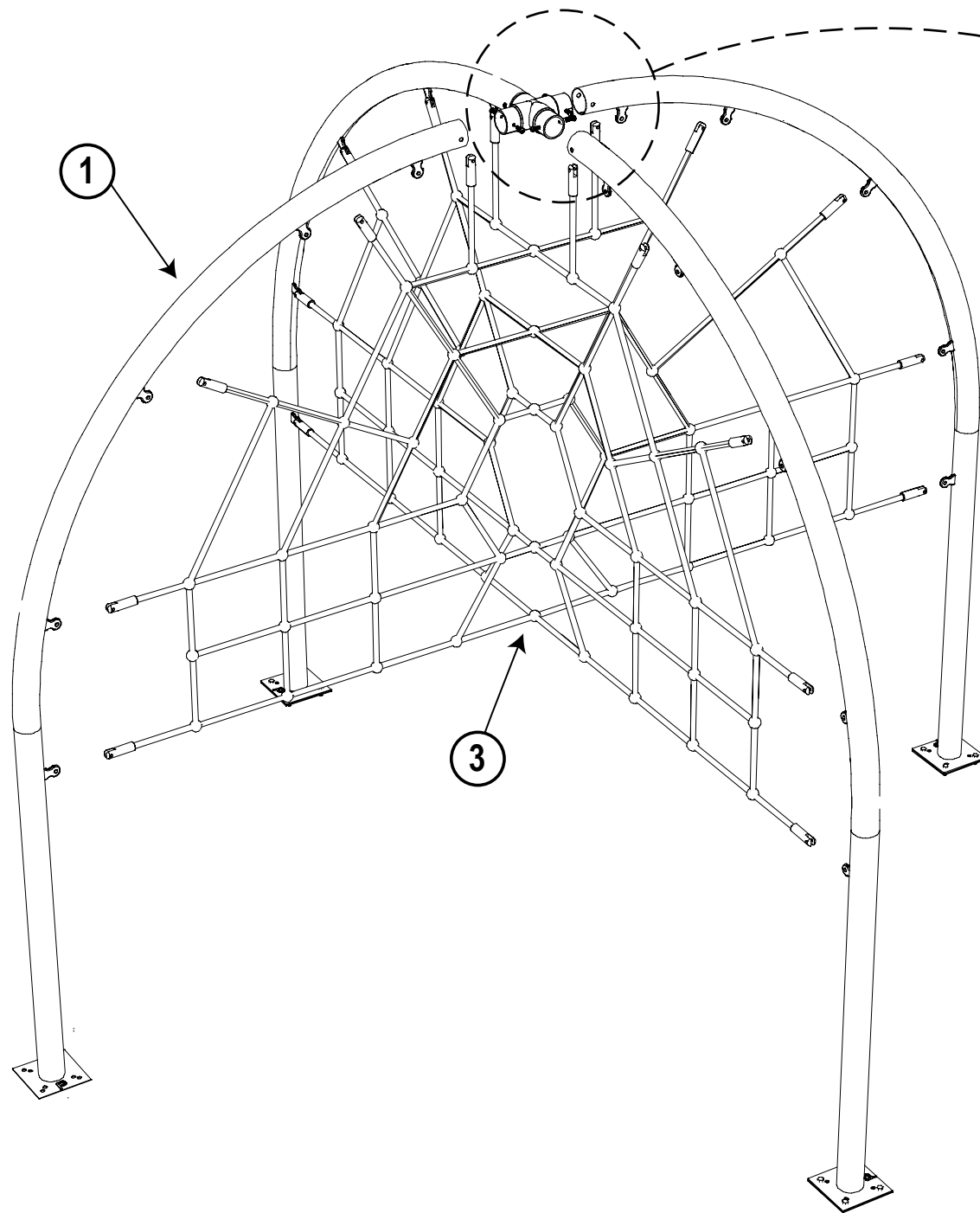


CC & BM




1	78803020		x4	30Kg
		4000 x 1120 x 200mm		
2	78804032		x1	7kg
		250 x 250 x 89mm		
3	78805064		x1	26kg
		Ø816 x 3320x 3320mm		
4	10121030		x8	0.03Kg
		M10 x 30 _A2_TX45		
5	78804031		x1	

S12  kg 153	S15  L x W x H (m) 3.58 x 3.58 x 2.37	S13  m ³ 0.7	S14  m ² 10 x 10
S6  EN1176 2.4m	S20  2 x 8	S24  10121000 - TX45	





GB - Verify ropes fit – remove before concreting
ES – Utilizar las cuerdas para verificar la distancia entre los postes - quitarlas antes de poner el hormigón
FR – Utiliser les cordes pour vérifier la distance entre les poteaux - les retirer avant bétonnage
DE – Überprüfen Sie, dass die Seile passen - vor der Betonierung
IT – Usare le corde come distanziali – rimuoverle prima di cementare i pali
SE – Kontrollera att de linorna passa - flyttas innan betongarbete

S25




S2 (50mm)
≥C20-25

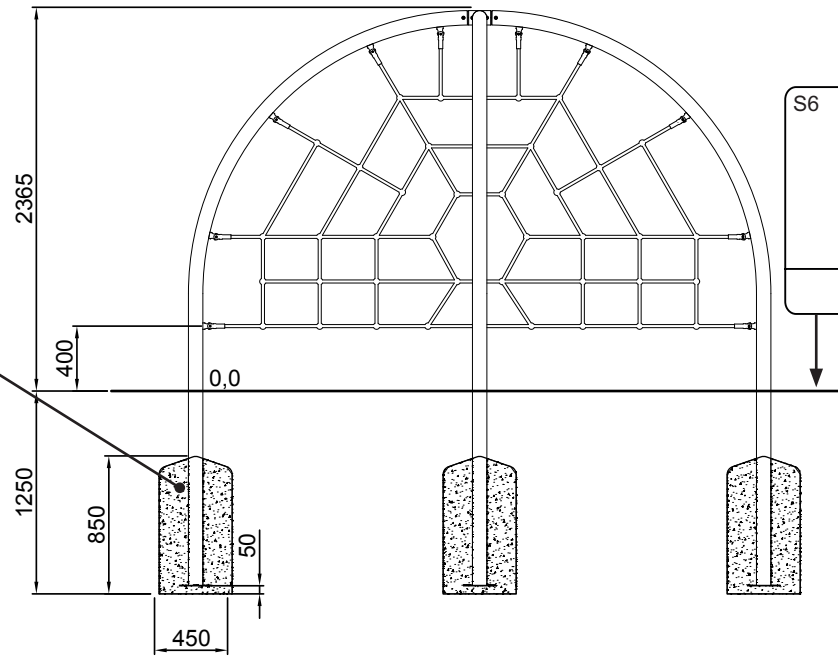
 7 x 24h

 101

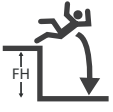
S13



m³
0.7



S6



EN1176
2.4m

